

DIGITAL PRESET COUNTER / LENGTH COUNTER

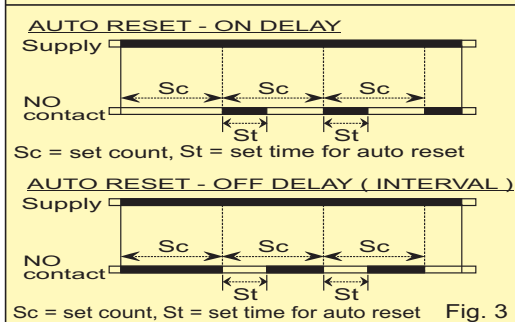
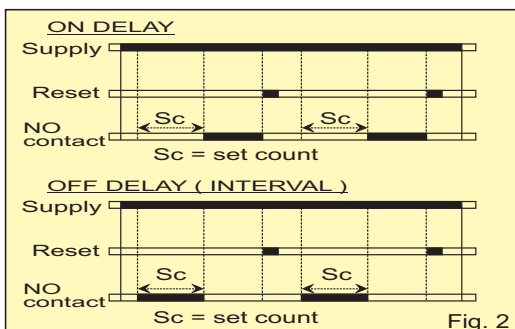


- 0.5" LED display in 4 Digit Counter
- 0.39" LED display in 6 Digit Counter
- Pushwheel Setting.

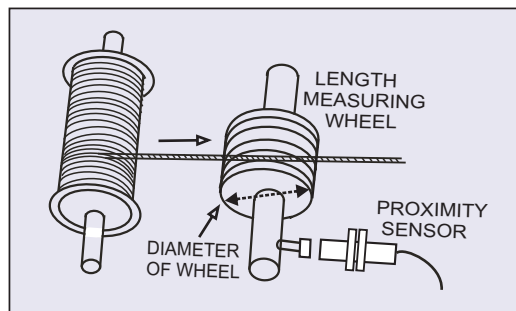
MODEL	RANGE	MODE (Selectable)	RELAY OUTPUT
Counter-01-4D-P1-MR	4 Digit : 9999 Counts	On Delay / Interval (Refer fig. 2)	One Change Over (1CO)
Counter-01-4D-P2-MR	4 Digit : 9999 Counts	1) On Delay / Interval 2) Auto Reset (Time: 000.1 to 999.9 Sec)	Two Change Over (2CO)
Counter-01-6D-P2-MR	6 Digit : 999999 Counts	3) Scale Factor : a) in 4 Digit : 0.001 to 999.9 b) in 6 Digit : 0.00001 to 999.999 (Refer fig. 2,3)	

- Count retention in memory at power failure.
- Input Speed : 200 or more counts per second.
- Input Sensor : PNP/NPN Proximity / Photo sensor / Encoder / Potential free contact - Selectable.
- Over run / Non-over run - Selectable
- Reset : Front panel key & rear terminal for remote reset.
- Auto Reset : In this, when actual counts reach to the preset counts, relay change the contact position for preset time 000.1 to 999.9 sec and display will automatically reset to zero, & start new cycle of counting.
- Scale factor for length counting.
- Relay Contact 5A @ 230VAC / 24 VDC resistive load.
- Supply Voltage : 90 - 250 VAC/DC @ 50/60 Hz. (24 VAC/DC provided on request.)
- Size : (72 x 72 x 74) mm, Refer Size (2) table.

TIMING DIAGRAM



LENGTH COUNTER



OVER ALL MOUNTING DIMENSIONS (in mm)

DIM	A	B	C	D	E	F
	SIZE - (1)	96	96	74	10	92
SIZE - (2)	72	72	74	10	69	69
SIZE - (3)	48	48	92	4	46	46